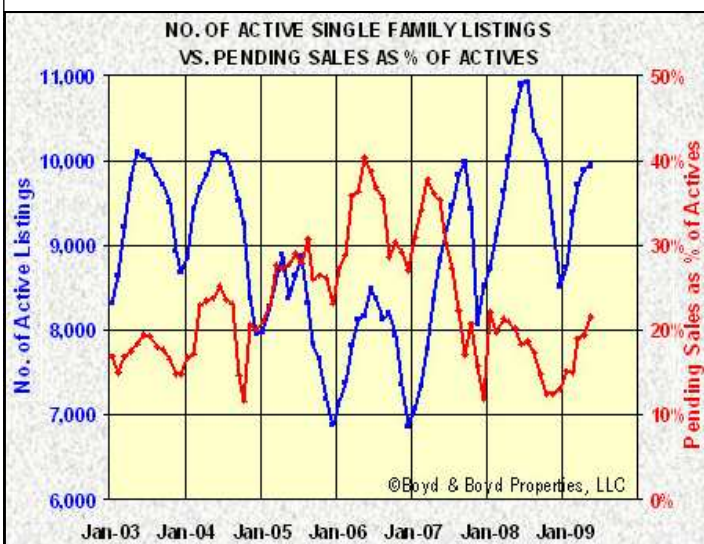
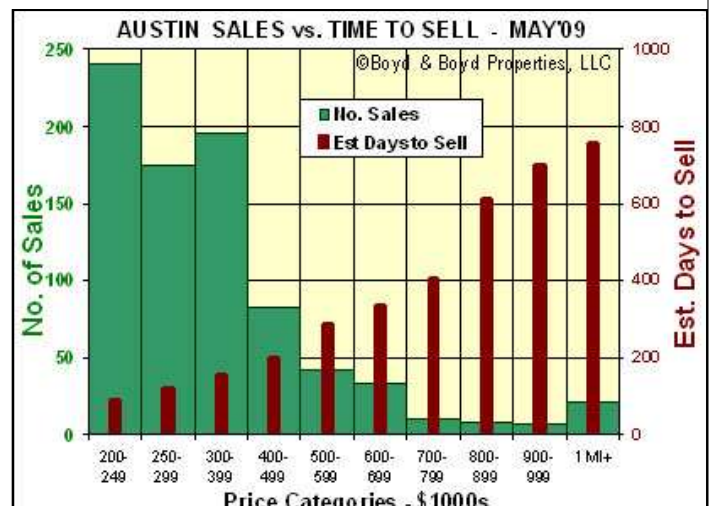
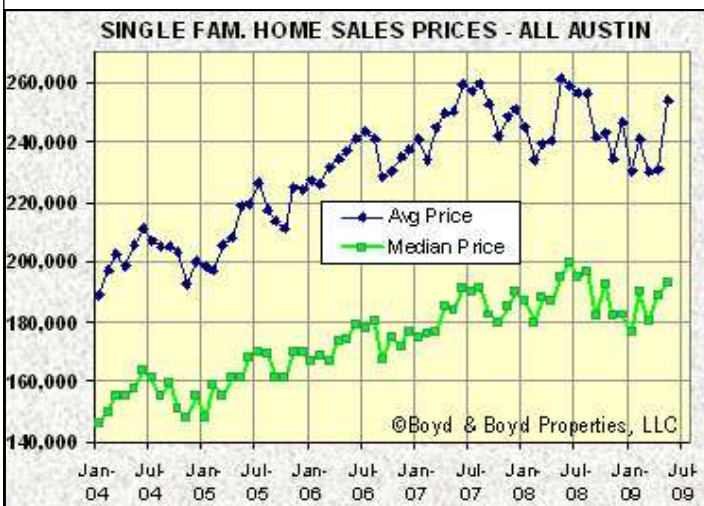
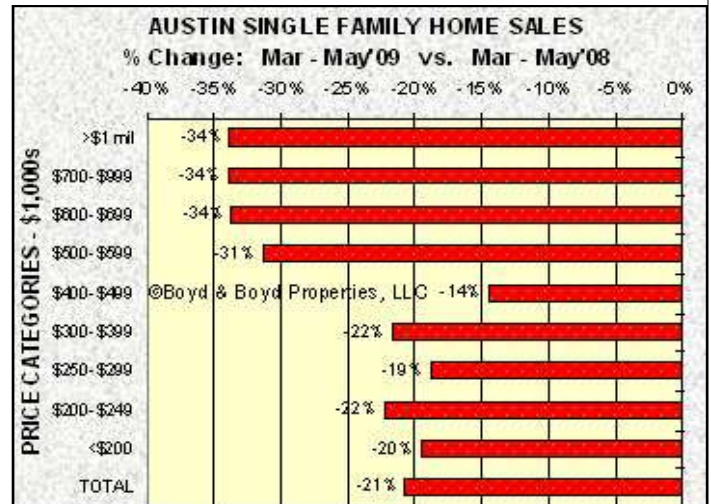
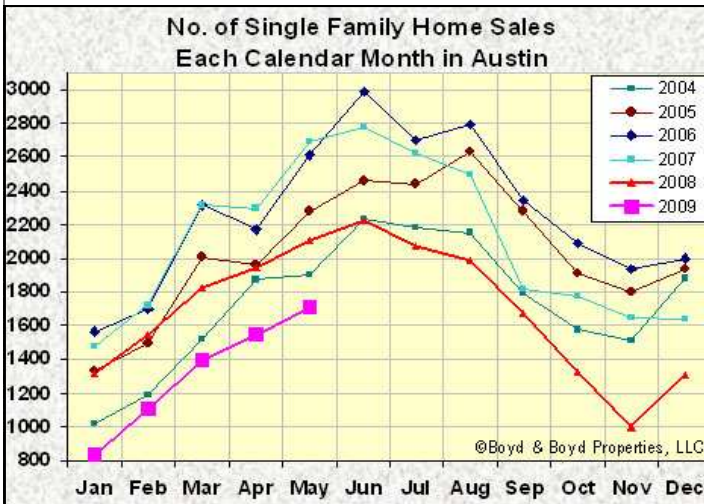


CHARTS OF THE AUSTIN MARKET

May
2009
Data



Boyd & Boyd
PROPERTIES, LLC



AUSTIN SINGLE FAMILY HOME SALES - MAY'09

| Category | No. | 1-Mo Chng | 12-Mo Chng | 24-Mo Chng |
|---------------------------|---------|-----------|------------|------------|
| Total No. Sales | 1,707 | 10.1% | -19.0% | -36.7% |
| Avg Sales Price | 253,608 | 9.7% | -3.0% | 1.4% |
| Median Sales Price | 193,000 | 2.2% | -1.0% | 4.9% |
| Total No. Active Listings | 9,939 | 0.5% | -6.0% | 43.6% |
| Pending Sales | 2,132 | 11.1% | -0.7% | -31.8% |
| Avg Days on Market | 79 | 0.0% | 23.4% | 43.6% |

You can find this and more information on our web site at <http://news.boyd2.com>